

CARNIVAL GLASS ACTION!

March 2025 A Joint Publication of:



Texas Carnival Glass Club



MEGA convention hosted jointly by ICGA/ HOACGA will be held May 28th thru June 1st at the Hampton Inn at the University, Columbia MO.

MEGA Glass MEGA People MEGA Fun

INSIDE:

Page 2 - HOACGA President's Letter

Page 3 - HOACGA Auction Glass

Page 4 - HOACGA Schedule of Events

Page 6 - HOACGA Conv. Registration

Page 7 - Mini Break out Sessions

Page 8 - HOACGA Speakers

Page 10 - MEGA Plate Display

Page 11 - Texas President's Letter

Page 12 - Texas Membership Form

Page 13 - On the Hunt with Corky

Page 14 - Now We're Smokin'

Page 15 - Décoratif: A Pattern Named for a Style

Page 16 - Penny Match Holder

Page 17 - Elks

Page 20 - Buzz Saw and File

Page 21 - In Memory

Page 23 - Convention Calendar

HOACGA President's Letter by: Joan Halliburton

ICGA/HOACGA MEGA CONVENTION NEWS

89 DAYS AND COUNTING!!

Hello HOACGA MEMBERS



Hope everyone is doing well! I can say for sure this winter the weather has been nothing but weird here in Texas. Hope everyone was able to stay warm and safe through all the snow, rain, and wind. Rain and wind are a common occurrence in Texas.... but snow on the beach in Galveston, Texas – NOT SO MUCH!

I hope everyone is thinking **MAY MEGA CONVENTION** because the Planning and Program Committees have been working like crazy to get everything pulled together. We started having 'joint' calls with all the committee members present, and things began to get together very quickly.

The menus are final and everything looks great! Special thanks to Barb Chamberlain and Mike Hendron for taking that ball and running with it! If you have noticed Facebook announcements over the past several months, please thank Barb Chamberlain for keeping the convention at the forefront.

I have heard more than once, 'IT TAKES A VILLAGE...' and I will have to say HOACGA and ICGA together working on this convention has been an amazing VILLAGE OF INDIVIDUALS FOCUSED ON MAKING THIS AN EVENT WE WILL ALL REMEMBER!

Some Important Reminders

- ♦ Go to **HOACGA.COM, HOME PAGE** to see links to (1) make hotel reservations, (2) access the convention registration form, and (3) see a list of **Area Sites to See & Shop (Thank you Ed and Heather Strawn for putting this together for us)**
- ♦ **VERY IMPORTANT: The hotel booking link WILL EXPIRE on Monday, May 5th at 11:59pm.**
- ♦ Click on **HOME PAGE, CONVENTION** to see the ever-evolving itinerary. You will receive a final, final when you check in!
- ♦ There will be one registration table for combined Convention Registration
- ♦ Bring glass for **SALE TABLES and DISPLAY TABLES. Setup will be happening Thursday morning. The tables will be put up on Wednesday so volunteers to help are welcome!!**
- ♦ Are you an HOC (Hooked on Carnival) user? Do you know what it is – or not sure how to use it – Thursday morning at 10:15-11:15 Kathi & Galen Johnson will doing a seminar to educate and answer questions!
- ♦ The **ULTIMATE** plate display is open for viewing on Friday – 7 a.m. – 12 p.m. You won't believe how many plates are coming to the convention for this display. Can you say MEGA PLATES! Special thanks to Gary Sullivan and Kathi Johnson for driving this effort AND to all of you who are bringing plates to make this happen!

DUES REMINDER

- ♦ There will be a **dedicated table for HOACGA dues** payments, or you can pay prior to the convention. Go To: **www.hoacga.com/shop/** and select your option. You can pay online with PayPal or fill in the information and send a check to Kathi Johnson, HOACGA Secretary, 515 Greenway Point Drive, Janesville, WI 53548

HOACGA ANNUAL BUSINESS MEETING


- ♦ Our Annual Business Meeting will be held on FRIDAY, MAY 30 from 8:30 – 10:30 a.m. in the Common Room. Up for election this year: **PRESIDENT and SECRETARY.**

Looking forward to seeing you all in May 2025 – Best Regards, Joan

Auction Glass for the MEGA Convention

Brought to you by Sheffield Auctions

Mat 31st, 2025 at Hampton Inn & Suites at the University, Columbia MO



Come join us to see these and many more pieces of fabulous carnival glass that the Sheffield's will have on display for our bidding pleasure.

Friday Night May 30th: Contemporary Carnival Glass Auction

Saturday Morning May 31st: Classic Carnival Glass Auction

MEGA Convention Schedule

Note: All convention activities will take place in the Event Center located at the Hampton Inn & Suites at the University .

Wednesday, May 28th

5:00pm – **Early Bird Dinner** ([*Jimmy's Family Steakhouse*](#))

7:00pm – Setup in common room at hotel “For Sale” glass tables, Room displays

Thursday, May 29th

Morning – **Free hot breakfast**

7:30am – Setup in common room for Plate display setup/check-in; seller setup; room display setup

8:30 – 10am – **Annual Business Meeting ICGA**

10:15 – 11:15am – **Seminar (HoC – Galen & Kathi Johnson)**

11:15 – 12pm – **Lunch on your own**

12 – 3:30pm – Plate display check in

Concurrent with:

1:30 – 3pm – **Gift swap/steal game (See Page 5)**

4 – 4:50pm – **Seminar (Tim Cantrell & Sam Scott)**

5:15 – 6:15pm – **Carnival games**

5:30 – 7:30pm – **Welcome Party**

6:30 – 8pm – **Horse Race game (hosted by Tony DeMichael, assistant Brian Foster)**

Friday, May 30th

Morning – **Free hot breakfast**

7 – 12pm – **Viewing of the plate display**

8:30 – 10am – **Annual Business Meeting HOACGA**

10:15 – 11am – **MEGA Plate seminar #1 (Gary Sullivan – “What is a Plate?”)**

11 – 12pm – **Lunch on your own**

12 – 1:50pm – **Roundtable Seminars (6 separate tables) (See Page 7)**

2 – 3pm – **MEGA Plate seminar #2 (Gary Lickver and Gary Sullivan)**

3 – 4pm – Plate display check out

4 – 5:30pm – **Dinner on your own**

5:30 – 6:30pm – **Contemporary Auction seminar (Tony DeMichael & Mitchell Stewart)**

6:30pm – **Contemporary Carnival Glass Auction by Sheffield Auctions**

Saturday, May 31st

Morning – **Free hot breakfast**

8am – **Sheffield auction preview**

10 – 11:30am – **Carnival Glass Roadshow (with Annie and the experts—See Page 5)**

12 – 1pm – **Banquet Brunch**

1 – 2pm – **Banquet Speakers Anne & Max Blackmore**

2 – 3pm – **Room Display awards, 50/50 winner, and White Elephant auction (See Page 5)**

3:30pm – **Classic Carnival Glass Auction by Sheffield Auctions**

5pm – 6pm – **Free Auction munchies**

Sunday, June 1st

Morning – **Free hot breakfast**

What's happening at the HOACGA / ICGA Convention!!

Mega Convention Gift Swap/Steal Game

If you want to have some fun and enjoy taking chances, you should enjoy the gift swap/steal game. Those of you who have attended a Texas carnival glass convention know how much fun this can be. If you want to participate, you must bring a wrapped gift item - carnival glass or some other neat item. You'll get a chance to pick a prize,... then see if you can keep it! Instructions for the game will be given at the start of the game

White Elephant Auction to Take Place at Convention Banquet

Would you like to help the clubs out a bit? A white elephant auction will take place after the banquet lunch is over, and the clubs need something nice for us to bid on. Do you have something that you think someone else would like? Bring it and donate it for the auction. It doesn't have to be carnival glass. A food basket, a piece of your artwork, a basket of bath items, or something nice that others would like to bid on. Share your item at the banquet

Carnival Glass Roadshow at the Mega Convention

Ask Annie (of Annie's Antiques on Hooked on Carnival) and her volunteers to help you identify or estimate a value on a special piece of carnival glass. Need help with the color or pattern? Don't know the shape? Bring it in to the Roadshow and let Annie and the experts solve the problem. Contact Kathi Johnson @ 612-308-3966 or kjohnson@hoacga.com to register as a contestant.

Mega Convention Presents Plates of All Sizes

Members are being asked if they have some plates that haven't already been volunteered. See the article following this page for some they still might need. These will be set up in the activity room at the hotel. Then join us at the convention to hear a fantastic seminar on these plates. It will be presented by two very knowledgeable carnival glass experts: Gary Sullivan and Gary Lickver. They will entertain you and present information on many of the hundreds of plates that are displayed.

Room Displays

Who doesn't love to share (and show off) their carnival glass? Well, if you want to do a little room display and set it up in the BIG room with the convention, you can register that you'll be bringing a display and reserve a 6' table (or half if you don't need 6'). You can still display your glass in your own room.

Let your imagination run wild, show off your decorating skills, dazzle us with your iridescence! All displays will be voted on by the attending members and prizes will be given to the lucky/skilled winners!

P.S - YOU NEED TO SIGN UP when you register if you want to display your glass in the main convention room. (we need to know how many tables will be required/available).

ICGA - HOACGA MEGA-CONVENTION 2025

Registration Form

Hampton Inn & Suites, 1225 Fellows Place, Columbia, MO 65201 (573) 214-2222

(online reservation link can be found at <https://www.hoacga.com/>)

May 29, 2025 – June 1, 2025

Please Print Clearly

Name (s): _____

Address: _____

City/State/Zip/Country: _____

Phone: _____ E-mail: _____

| Convention Registration | | | |
|--|-------------------------------|--------|-------------|
| | | Number | Total \$ |
| Convention Registration Fee | \$25/person | | |
| Wednesday Dinner – Jimmy's Family Steakhouse 5:30pm | Dutch Treat (pay your own) | | |
| Thursday Welcome Reception | | | Free |
| Saturday Brunch Banquet 12:00 p.m. <i>Special diet meal needed (diabetic, vegetarian, gluten free, low spice, etc.) Please Specify_____</i> | \$40/person | | |
| Saturday Evening Auction munchies | | | Free |
| 50/50 Raffle Tickets (purchase online with check payment only -will be available for purchase at the convention) | \$10/ticket | | |
| Bringing Glass for Sale: Reserve Table, Limit: 2 (if space available- common room setup) | \$15/table | | |
| Bringing a Room Display: One 6' table (if space available- common room) | Circle one Yes No | | |
| Donating non-carnival glass White Elephant Auction item | Circle one Yes No | | |
| VOLUNTARY monetary contribution | | | |
| Total | | | |

Refund Policy:

- Due to catering commitments, refunds for convention meals will not be given for cancellations received **after Friday, April 18, 2025. Your convention registration fee WILL be refunded.**
- Money for 'Glass for Sale' tables is required to be prepaid and is **non-refundable**. Maximum of 2 6' tables (at this time), first come basis.

Notes:

- We will not have a 'hospitality room' with this hotel (cannot bring in outside food/drink).
- The plan is to have all our events/glass sales/room displays in one big common room (TCGC loves this venue!), so we do need to have you notify us if you are planning to sell glass or show off a room display – we have to be able to safely fit everyone's glass in the room.
- IF you prefer to have a room display in your room, you will need to have it open so people can see it for voting.

To register online, go to <https://www.hoacga.com/2025-convention-2025/>

To register by sending a check (in USA funds), mail it to:

HOACGA, Kathi Johnson, 1515 Greenway Point Dr, Janesville, WI 53548

Phone: (612) 308-3966

Email: kjohnson@hoacga.com

MEGA Convention Mini breakout sessions

Bill and I will be hosting another breakout session for mini seminars. The rules are the same as below. This was a great opportunity for people to share a portion of their collection. I currently have had some people committed to assisting however there is room for a few more. We are stepping out of the box and giving an opportunity to hear several mini seminars in a small surrounding. You can also think of it as a breakout session or a chance to show off some of your favorite pieces.



Here is how it works.

- I am looking for about 6 speakers.
- Each speaker should plan to talk for 10 minutes.
- Each speaker would share some pieces of glass that they are interested in. Example—it can be the same shape—Candlesticks. It can be the same color—marigold. It can be the maker—Dugan. You can talk about something special that you collect. It can be a combination of what you want.
- Each speaker will sit at a different table with their items. The table will have chairs for about 6 to 8 people. (Depending on attendance)
- Each member will get a number that will correspond with each table with a speaker. That is the table that they will start with. Example Bill draws number 5—he will go to table 5. That is the speaker that he starts with.
- I will let everyone know when it is time to start their presentation. This can also be an interactive session. The speaker can handle this anyway they want.
- After 10 minutes—I will say switch. So, Bill starting at table 5 will move to table 6. Everyone will rotate to the next higher table. If you are at the highest table, then you move to table 1. The object is everyone will hear different speakers and get to know other members.
- I also would like the speakers to arrive a little early so they can go around and see what the other speakers are showing.
- Most importantly THIS IS TO BE A FUN TIME.

Please contact us, Bill and Kenda Jeske. Let us know if you are willing to be a mini speaker. I need to know before the convention so I can have the tables set up.

We can be contacted at kendajoy@comcast.net or bjeske2@comcast.net. Cell numbers Bill, 815-751-6906 or Kenda 815-761-3761.



Expanding Beyond Early Offhand - Fenton Rarities Through the Decades

Our Banquet Brunch Speakers on Saturday May 31st at 1pm.

Anne and Max Blackmore will be speaking on “Expanding Beyond Early Offhand – Fenton Rarities Through the Decades”. When they think of Fenton rarities, most folks think first of the 1925-1926 era of offhand. But there is so much more! The Blackmores will look at some rarities from Fenton’s beginnings up into modern times. Max grew up in an antique shop and has been learning about and collecting glass for over 60 years. He is well-known in the glass world for his early Fenton offhand collection and his Hobbs Brockunier Leighton collection. Max is also a licensed auctioneer, and does several glass club charity auctions annually. Anne became interested in glass in 2006. She was fascinated with Fenton and started reading every book about Fenton she could find. Her primary collection is Fenton’s 1920s and 1930s Jade. After joining the National Fenton Glass Society, she was their newsletter editor from 2011 through 2015. She is currently the newsletter editor for the Fenton Finders of Greater Kansas City. After they married in 2013, Anne and Max started their own glass-dealing business, traveling 30,000 miles per year selling at various shows and presenting seminars around the country. They volunteered for several years as the Glass Experts at an annual “Roadshow” event sponsored by Milwaukee Public Television. Max was featured in a television program based on this event in 2015 with an appraisal he provided. They’ve spoken to glass clubs and at glass/antique shows across the eastern US on a wide range of glass topics, presented two seminars at the National Fenton Glass Society, and were the featured speakers at the Mid-America Fenton Gala in Kansas City in 2017. Anne and Max regularly lead the Glass ID and Table Review events at the National Fenton Glass Society convention as well as at the Mid-America Fenton Gala in Kansas City. In 2019, the National Fenton Glass Society, presented their highest award, The Ed Tell Education Award, to Anne and Max for their efforts in Fenton education across all venues.



Millersburg Heavy Grape to be auctioned at the MEGA Convention on May 31st by Sheffield Auctions.

Our seminar speakers at 4pm on May 29, 2025 are Tim Cantrell & Sam Scott with 'The 'Highs and Lows' of Carnival Glass Collecting'.

Tim Cantrell introduces himself:

Growing up in Springfield, MO in the 60s, my best friend and I played in his basement. We were told, "DON'T TOUCH that glass!" I didn't realize

until years later that Dorothy Franks had one of the biggest Carnival Glass Collections around -- primarily Northwood Grape and Cable. She told me she had a peach opal Pony bowl! Where is it?

In 1978, I got interested in "Depression Glass." I found a pink Mayfair Open Rose sugar bowl and lid for \$15. I sold the lid for \$1000! I was hooked! Over the next few years I "picked" for other dealers and collectors, learning in the process. I was searching for, as Gene Florence used to say, "bargains and mistakes." But I kept what I liked.

Finally, in 1998, I began my "Inventory" with #1: My next purchase will be #7365, although I have set aside #7000 for that next "something special!" I have sold a lot of glass, hopefully "upgrading" along the way. That same year, I attended a "Woody Auction," joined eBay, and started going to Mickey Reichel auctions. And I believe I have attended every HOACGA Convention since then: I remember one year being on the 8th floor! Those were the days! I have joined ICGA each time they were within "driving distance," -- St. Louis, Des Moines, Indianapolis -- unless there was a conflict with another Glass Show.

My family "vacationed" in Florida for two weeks -- first in Ft. Lauderdale and then in Tampa -- meeting Tom Burns and others. It's the PEOPLE -- lifelong friends -- that is the best part of this hobby! My business, PrettyThingsAntiques.com -- "No Ugly Here!" -- began in 2004.

Earlier, I had purchased a Northwood "russet" compote and three Imperial "Stretch Glass" plates -- not knowing what they were. Shortly thereafter, I found in a flea market, the "American Iridescent Stretch Glass" book. I served as SGS President from 2009 -- 2012.

I continue to enjoy the "thrill of the hunt," along with sharing my finds with all my friends, especially those that match my personality -- the "odd-balls" -- the glass, not my friends!

I have rubbed shoulders with "the best of the best" -- and got to handle some special glass too!

And Sam comments:

'Sharon collected Fenton for many years and I was along for the ride. Water sets were one of my favorites.

After visiting friends for several years, enjoying their carnival collection we were hooked. Studying for a couple years, I jumped in and bought my first piece. Now Sharon is along for the ride! We have been collecting for 11 years. We enjoy a wide selection, but plates and water sets are our favorites.

We enjoy feeding the birds and seeing the wildlife on our country property. We like to go antiquing for glass, primitives etc.'



MEGA Plate Display at the MEGA Convention Needs Your Help!!

HOACGA and ICGA will be hosting a joint convention in 2025 – the MEGA convention which will be held May 28-Jun 1— and we want to make this something really special, so one of the plans is to try to get 500+ American Carnival Glass plates for a **MEGA Plate Display**.

The display will be setup on Thursday May 29th and will be available for viewing Friday morning May 30th. There will be a seminar on Friday morning entitled “What is a Plate?” and at 2pm there will be another seminar hosted by 2 speakers.

We wonder if you would be willing to bring/share some of your very special plates in your carnival glass collection. Could you send us a list of the plates you have that you could bring? We are looking for Chop Plates, Standard size plates, Medium size plates and Small plates. We also want to include dome footed, spatula footed, hand-grip and double hand-grip plates.

Gary Sullivan has compiled a list of plates using the Hooked on Carnival sales database. About 200 unique patterns were identified as having a “plate” shape. And with the various sizes, colors, etc. our list includes over 1,000 possibilities. And even this list may not include your rare plate that has never sold. So send your list to him at stevenandgary@cox.net.

We will not be able to do every color of every plate, but are trying to get examples of all of the available patterns. After you send your list to us, we'll let you know what we would like to show in the display. And don't discount some of the more common patterns – sometimes we think ‘everybody will bring one of those’ and nobody puts them on their lists!!


Hoping to hear from you very soon!! Sincerely,

The 2025 Program Committee for the ICGA/HOACGA MEGA Convention

Below are the patterns we are still looking for. We are also looking for examples of unique colors and great iridescence. So even if you don't see your pattern please include it on your list.

What's in your collection?

| | | |
|------------------------|---------------------|------------------------|
| Autumn Acorns | Fashion | Open Edge 2 Row |
| Birds and Cherries | Feather Stitch | Peacock (Mlbg) |
| Blackberry | GEO W Getts | Pearly Dots |
| Braziers Candies | Good Luck Prototype | Peter Rabbit |
| Campbell and Beesley | Greengard Furniture | Plaid |
| Carolina Dogwood | Heavy Pineapple | Pony |
| Central Shoe Store | Honeycomb and Beads | Rays and Ribbons |
| Coat of Arms | Inverted Thistle | Seaweed |
| Coin Dot | Leaf Tiers | Shell |
| Concave Flute | Little Flowers | Star Spray |
| Cosmos Variant | Many Stars | Stippled Petals (Dug) |
| Dorsey and Funkenstein | Nesting Swan | Stippled Rays (Fenton) |
| Double Stem Rose | Nippon | Wild Blackberry |
| Dragon and Lotus | Norris N. Smith RE | Wild Rose |
| Fantail | Ogden Furniture | |



President's Corner

By Dorothy Morgan



Would you believe I am speechless??? I do not know what to say because I do not know if you will get this newsletter before our convention or after.

If before...we would like you to attend and have fun with friends, enjoy the seminars by Kathy Turner and Kathi Johnson and David Kastor, enjoy the food, give thanks to Walt Robertson and his late wife Sam at the Whitley Award, and enjoy a banquet with a great presentation on rarities by David Kastor. Also enjoy the auction because it is the Morgan collection.

If after... hope you had a great time seeing friends and putting a piece or two or three of our glass in your collection so they will have a good home where they will be loved. We will continue to collect but might not have a fourth collection!! But again, who knows.

If possible, plan to attend other conventions. Our clubs are getting smaller because so many of our friends have gone to heaven or just cannot travel anymore. If not for David taking us along, we would not be able to attend the conventions. Can you imagine having to deal with me for that many days!! This is called a good friend.

Our Texas convention will continue as long as we are physically able to do so. I signed a contract with the Expo where we can have it for five years. The rent will be \$1500 each year. We can cancel with no penalty. The price he first quoted me was \$3500 each year! I said no to that price, so he asked me what I wanted to pay, and I said \$1500 a year, and he agreed. I shook his hand fast. Glad he was sitting right across because if I had to get up, he might have changed his mind! lol. I do appreciate the county working with us. Maybe I still have some pull?

I want to thank our great Board, all our members, and individuals who work to make our convention successful. Every Club needs a team to be successful! All the clubs work hard to continue. Thank you.

It is time for a glass of wine so time to say goodbye. God bless all of you.

MEMBERSHIP & NEWSLETTER APPLICATION

Texas Carnival Glass Club (TCGC)

Membership in the Texas Carnival Glass Club is due annually on FEBRUARY 1st and runs through January 31st. Your membership fee helps cover the costs associated with running our club including our Newsletter, Annual Meeting and additional meetings hosted by our members. The cost of the membership with a printed version of our *Carnival Glass Action* newsletter helps cover the cost of printing, mailing and postage.

See membership options below:

Name (s): _____

Address: _____

City/State/Zip: _____

Phone No. _____

Email _____

☐ ***DO NOT print my contact information in the Membership Directory***

Annual TCGC Household Membership (Choose ONE)

Membership with 5 emailed Newsletters (PDF) \$15.00 _____

Membership with 5 printed Newsletters by mail \$50.00 _____

Make Checks Payable To: Texas Carnival Glass Club

Please mail this form with payment to:

Vernette Shaffer

9815 Oak Point Drive

Houston, TX 77055

Estate Sale in Lometa By Corky Cotten



I had not been hunting in a while. So, I drove to Lometa to an estate sale yesterday that had some Carnival Glass. From the two photos online the only pieces I really could make out the pattern for certain was the Peacocks plate and Luster Rose bowl. I had no clue there was a white with gold trim Peach master berry,



Leaf Garden lamp shade and two wine glasses.



I had called the estate sale company and asked if any of the pieces were damaged as it would be a 70-mile drive for me and did not want to waste my time and gas. She replied back that all were good except for the compotes and most of the tumblers which had small chips. Total around 30 pieces of original Carnival Glass. She also stated she would give me a good deal if I bought several.

I was hoping the Peacocks plate would clean up nicely, so I decided to make the trip.

I got there an hour early. and she was gracious enough to let me go in before anyone else showed up. She was correct and very few pieces had

damage. I walked away with the 14 undamaged pieces on my dining table, plus a very pretty, iridized contemporary Westmoreland yellow base color Lovebirds covered dish. My wife took possession of it as soon as she saw it later that day.

The prices were already dirt cheap on some, but she still gave me 35% off for purchasing so many.

Wait for it...\$100 cash for the entire lot.

That's my show and tell.



Now we're Smokin'!!

By Kathi & Galen Johnson

While running amok in Florida this January, we stopped into a consignment-type antique shop and found this pair of car vases (sans holders).

It took a bit of persuading, but Kathi managed to persevere and wear Galen's resistance down (in his defense, he doesn't like 'brown smoke' iridescence). Kathi may not either, but her desire to find/record anything out of the ordinary drives her needs.



This pair of (we believe) Jeannette Crackle car vases is not reported yet in smoke. The iridescence is pretty good. It just needs the right light – the case with MANY of our Carnival Glass treasures.

This Jeannette pattern can be found in the Butler Bros Catalog's in 1928-1929, so it was definitely at the end of the classic Carnival Glass era. It was done to replicate the look of crackle glass – actual cracked/reheated glass. The available shapes validate the fact that Carnival Glass was moving into the Utilitarian era – made to be used daily in the home.

Their Crackle pattern is reported in candlesticks, covered candy jars, car vases, chop plate, plate, shakers, spittoons and wall pockets. To date, only the shakers have been found in a color other than marigold – they're found in an aqua/marigold overlay, smoke and marigold.

The car vases were designed to be used in an automobile, mounted either on the dashboard or by a passenger side window.

So....does anyone else have Crackle car vases in smoke? Blue smoke or brown smoke? Or maybe a water set in smoke?



Décoratif: A Pattern Named for a Style

By Sandy Sage

Art Deco is a style - of visual arts, architecture, and product design - that first appeared in Paris in the 1910s, and flourished in the United States and Europe during the 1920s to early 1930s. Art Deco took its name, short for *Arts Décoratifs*, from the International Exhibition of Modern Decorative and Industrial Arts held in Paris in 1925. Art Deco is characterized by its sleek, modern aesthetic, geometric shapes, clean lines, and bright colors.



The maker is currently unknown on this stunning, amethyst Décoratif vase. Purchased in November, 2024, from a seller in France, the vase is marked "Made in France" on the base. It is 8 inches high with a circumference of 26 inches.



Décoratif vase mark on base

Glen and Stephen Thistlewood found one of these vases in 2008, and named the pattern Décoratif. Found only in amethyst, there are just a handful of these vase known in Carnival Glass collections.

The [Décoratif](#) vase is similar in shape to our bulbous vases made by a maker from Czechoslovakia (probably Libochovice). It is considerably lighter than our Czech vases. Shown is the Decoratif vase next to our purple Giant Lily vase. The Giant Lily vase was purchased from a person in Prague in the Czech Republic (the former Czechoslovakia). It has an acid etched mark "MADE IN CZECHOSLOVAKIA" on its base.



Giant Lily vase mark on base

If you love non-American Carnival Glass, these large bulbous vases would be a great addition to your collection – although they do take up quite a bit of shelf space.

Pictorial Pattern Parade by John and Lucile Britt - Nov 1994

Penny Match Box Holder

This little piece of Carnival Glass was made for a specific purpose, which was to hold the once very popular boxes of matches. At the top of the piece is a rectangular bar that was used to slip a partially opened penny box of matches down over it. The above photo illustrates the piece with a box of matches in place. The photo on the next page shows the match box holder without the match box. The rectangular bar at the top is 1 5/8 inches long and 5/8's of an inch wide. The piece without the match box is 3 1/8 inches tall and 3 3/4 inches wide at the widest point.

The pattern that is used below the rectangular bar is Wide Panels. It contains six of these slightly concave panels that increase in width as they extend downward. At the base and below the panels is an octagon shaped band that is one inch wide. The body of the piece is hollow. The few examples that we have seen were in deep purple base glass with excellent iridescence.

The color and iridescence favors Imperial as the maker, but we have no informative material that designates the Imperial Glass Corporation as producing this little piece, so we can only say at this time that the maker is unknown.

We consider this Penny Match Box Holder as very rare. We have seen only four examples during our many years of collecting Carnival Glass. One sold at private sale in 1994 for \$1,000.00. It is certainly a pretty and interesting little piece of Carnival Glass and should enhance any Carnival Glass collection.



Update: While it is still thought that the maker is Imperial, no definitive proof has been found to confirm this. Hooked on Carnival shows 12 of these having sold in the past dozen years with an average price of about \$1,100.

ELKS

The Benevolent and Protective Order of Elks (BPOE; also often known as the Elks Lodge or simply The Elks) is an American fraternal order founded in 1868, originally as a social club in New York City. The fraternity currently focuses on community, friendship and charity. The BPOE is organized on the national or "grand" level and the local lodge level. The Grand Lodge meets in convention annually and individual states may also hold state conventions.. The first Grand Lodge convention occurred about 1890 and they still happen today.

Souvenirs are popular whenever people gather and the Elks are no exceptions. From pins, banners, shirts there have been many Elks convention souvenirs over the years. And doesn't it seem appropriate that glass companies got into the act and produced Elk souvenirs. Carnival Glass production was in full swing in the early 1910s and sure enough carnival glass souvenirs exist from 1910 to 1914.

The Grand Lodge conventions during this time were 1910: Detroit; 1911: Atlantic City; 1912: Portland; 1913: Rochester; and 1914: Denver.

1910 Detroit: For this Grand Lodge convention both Fenton and Millersburg made souvenirs. Fenton made 7-inch bowls, plates, and bells for several B.P.O.E. conventions. In this 1910 Detroit version, the elk looks to the viewer's right. Most bowls are ruffled but round bowls are also found. Shown is a green 1910 Detroit ruffled bowl. Other bowls can



1914 pin souvenir from the Grand Lodge convention in Denver CO

be found in amethyst, marigold and blue. Rare plates are reported. The Millersburg version of the 1910 Elks bowl faces to the viewers left and both eyes are seen--thus it is sometimes called the "two-eyed elk." The two-eyed elk is found only on this 1910 Detroit bowl and an undated paperweight. Found in ruffled, ice cream shaped and 3n1 edged bowls and only found in amethyst.



1910 Detroit souvenir bowl in green by Fenton

1910 Detroit souvenir bowl in amethyst by Millersburg



ELKS - Cont.

1911 Atlantic City: For this Grand Lodge convention, Fenton made three glass souvenirs; a bowl, a plate and a bell. Although the bowl and the plate mostly likely came out of the same mold. In this 1911 Atlantic City version, the elk always looks to the viewer's right. The 1911 Atlantic City pattern is always found in blue, no matter the shape. The bell is 6 inches tall and has the faces of three elk within a clock around the base. Above the elks

are the words: "Atlantic City 1911 BPOE". The bowls are about 7 inches across and are always found in the ice cream shape. The plates are about 7 1/2 inches across.




Above are three views of the 1911 Atlantic City bell and to the left is the 1911 bowl.

To the right is the 1912 Portland bell.

1912 Portland: Probably using the same mold as the 1911 Atlantic City Bell, Fenton made the 1912 Portland Oregon bell by just changing the words above the elks. This is the only shape known for the 1912 convention and in fact only one bell is known to exist. The bell is blue. The bell was discovered in 1993 and sold at convention that year and several times since with the last recorded sale being at the 2017 AC-GA convention.

1913 Rochester: No known Carnival Glass souvenir exists for the Grand Lodge convention held in 1913 in Rochester, New York.

1914 Denver: No known Carnival Glass souvenir exists for the Grand Lodge convention held in 1914 in Denver, Colorado.



ELKS - Cont.

1914 Parkersburg, West Virginia State Level Convention:

While the national Grand Lodge convention for 1914 was held in Denver CO, various state lodges host conventions at the state level and that is where Fenton made three Carnival Glass souvenirs for Parkersburg West Virginia. A 7 inch plate, a 6 inch tall bell and a very rare 6 1/2 inch ICS bowl. All these pieces seem to only be found in blue. While it may seem odd that a state level convention would have such souvenir, you have to realize that Parkersburg is only 10 miles from the Fenton factory in Williamstown WV.



The post card above shows the Elk's Club in Parkersburg and the photos to the right show the souvenir bell and the plate for the 1914 state convention held there.



Undated Souvenirs: Millersburg made a paperweight that measures 4 1/2 inches long and 2 3/4 inches across. It is mostly found in amethyst but is known in green. Given that Millersburg only produced Carnival Glass from 1910 to 1912, we can somewhat date it. Dugan also made a single handle nappy that is either spade shaped or ruffled. These are only in amethyst. These pieces are quite rare.



Buzz Saw and File by ??



Named for the whirling star and triangular-shaped file segments, the maker of this pattern is unknown although Cambridge, Imperial Glass and U.S. Glass are considered possibilities due to similar patterns made by each.

The water pitchers are 10 and 8 3/4 inches tall. The three tumblers are the ice tea tumbler 5 1/2 inches tall; the standard tumbler 4 1/4 inches tall and the juice tumbler 4 inches tall. Also found is this 6 1/2 inch tall goblet. Another shape is a sherbet as shown below.

Marigold seems to be the only color although green pieces have been reported. Without photos, though, the color green is unconfirmed.

The predominate features of Buzz Saw and File are a large whirling star on two sides of each piece, below which is a smaller hobstar separated by two triangular file designs. The



other two sides feature a hobstar separated by triangular



files, above which is a hobnail or cane type design. The pitchers and the tumblers have a large buzz saw figure on the underside of the base. The smaller tumblers, goblets and sherbets have a slightly different pattern arrangement but all of the motifs used are the same. The goblet and the sherbet have a whirling star under the base.

In Loving Memory

Ruth N. Phillips, 97, of Pensacola, Florida passed away Monday, October 7, 2024

Ruth was born July 18, 1927 in Farmington, Maine to Henry Metcalf and Lyda Dyer Metcalf. She was a horse trainer, training horses for harness racing. At one time Ruth held 3 jobs to support her family. Ruth enjoyed collecting carnival glass and belonged to many Carnival Glass Collectors Clubs. She also loved playing card games and played almost every day.

Preceding Ruth in death are her husband, John Phillips and daughter, Lydia Parda.

She is survived by her sons, George Phillips and wife Debi, James Phillips and Steven Phillips and wife, Michelle; daughter, Judy Feretti; nine grandchildren and numerous great grandchildren.



International Carnival Glass Association Convention
Auction
Saturday, July 17th, 2010 -- 9:30 A.M.
The Ruth and John Phillips' Collection

The flyer features a central photo of Ruth Phillips holding a dark, ornate glass object. Surrounding this are several images of carnival glass items, each with a number: a blue and white floral piece (10), a green and blue circular piece (25), a blue and white bowl (44), a blue and white star-shaped piece (67), a red and white pitcher (78), and a blue and white pitcher (104). The text at the bottom reads: "Holiday Inn Lakeview - Louisville North 505 Marriott Drive Clarksville, Indiana (Right across the river from Louisville, Kentucky) Seeck Auctions 641-424-1111".

Holiday Inn Lakeview - Louisville North
505 Marriott Drive
Clarksville, Indiana
(Right across the river from Louisville, Kentucky)

Seeck Auctions
641-424-1111




Ruth and John collected for quite some time and enjoyed traveling to conventions and auctions and bringing the pieces home to add to their collection. Ruth had several favorites such as Wishbone, Inverted Thistle, Inverted Strawberry, table sets and water sets. She was always on a mission to find a color or a set she did not have. Her eye for color and iridescence was fantastic and her collection reflected that. Her collection was sold at an Inter-

national Carnival Glass Association convention by Seeck Auctions on July 17, 2010.

In Memory of Members of our Carnival Glass Family...

Richard Cinclair

(From Elaine Blair) Richard had a huge impact on our Carnival Glass collecting. Fred and I met him early on in the 1990s. Once we discovered what Carnival Glass actually was, we began seeking out more information. Richard, always the educator, buyer and seller, and Carnival Glass cheerleader, invited us to his house to see his collection. It was jaw-dropping, and we were amazed. Through the years, as he took Presidential roles in two different clubs, his humor and knowledge always encouraged other collectors. And we were encouraged as novice collectors if we were in the same antique venue as Richard but found some treasure before he did. We'll always appreciate his passion for the glass and for the Carnival Glass family.




(From Dorothy Morgan) Richard was a person of passion and so glad we had opportunities to know him and learn from him. He always had great pieces to sell but he was a hardliner on his prices !!! I tried to negotiate a better price and was sometime successful and a sometimes a loser ! He will always be remembered by so many for his education of carnival. Thank you, my fellow collector.

Phil Leddy

(From Elaine Blair) Phil, alongside his precious wife Mary, contributed so much to Texas Club conventions through the years. Their room displays often won Best Display and may never be matched. Phil was a quiet man who had a passion for the glass, and extended Texas hospitality by opening their home to the Texas club members for a meeting.

(From Dorothy Morgan) Phil was a quiet man but a mighty man in his contribution to the Carnival world. He was also a patient man as he helped Mary setting up their wonderful displays. Thank you, Phil, for having had the opportunity to be part of our Carnival world!

(From Walt Robinson) Phil, alongside his wife Mary, contributed so much to Texas Club conventions through the years. Although Mary was originally the Carnival Glass collector, Phil became personally active once he attended a Texas convention and witnessed the beautiful variety of glass. Their room displays were fabulous, often winning Best Display. Phil's favorite piece of Carnival Glass was the "Homestead."



Phil was a quiet man; but, behind the scenes he had an incredible life. Orphaned with his siblings at a young age, adopted, military retiree (disabled veteran, agent orange affected), married 57 years, father of two sons, located and brought back together his siblings, struggled with a heart condition, church going family man, a friend, ... a very full life lived marvelously.

2025 Convention Calendar

March Texas Carnival Glass Club

March 12 thru 15

Washington County Expo Event Center and
Hampton Inn and Suites, Brenham, TX

Phone (979) 337-9898

May Keystone Carnival Glass Club

May 7 thru 10

Holiday Inn, Grantville PA,

Phone: (717) 469-0661

May HOACGA and ICGA Mega Convention

May 29 thru 31

Hampton Inn at the University -1225 Fellows Place,
Columbia MO, Phone: (573) 214-2222

June American Carnival Glass Association

June 11 thru 14

Comfort Inn Suites, Berlin OH,

Phone: (330) 893-7400

Please check club and auctioneers' web-sites for up-to-date information.

August The Stretch Glass Society

August 7 thru 9

Comfort Inn Lancaster County North, Denver PA

Phone (717) 336-7541

August Great Lakes Carnival Glass Club

August 14 thru 16

Hilton Garden Inn, Lansing, MI

Phone: (517) 999-9930

August Millersburg Glass Association

August 29 thru 30

Comfort Inn Suites, Berlin OH,

Phone: (330) 893-7400

Sept New England Carnival Glass Association

September 4 thru 6

Courtyard by Marriott, Cromwell CT

Phone (860) 635-1001

October Mid-Atlantic Carnival Glass Club

October 16 thru 18

Homewood Suites, Hagerstown MD

Phone: (301) 665-3816

Club Officers

Texas Carnival Glass Club

President – Dorothy Morgan

979-255-6387 dmorgan@alpha1.net

Vice President – Bob Sage

512-694-7421 rsage1@austin.rr.com

Treasurer – Vernetta Shaffer

713-320-9567 alohahouston@comcast.com

Secretary – Randy Thach

316-722-5837 rgthach39@gmail.com

Newsletter Editor – Elaine Blair

972-965-1655 elaineblair@att.net

Webmaster – Sandy Sage

512-507-5586 rsage1@austin.rr.com

Heart of America Carnival Glass Association

President – Joan Halliburton

(Assistant Galen Johnson)

Vice President – Ed Strawn

Treasurer – Tony DeMichael

Secretary – Kathi Johnson

Newsletter Editor – Gary Sullivan

Webmaster – Galen Johnson

Should you want to contact any officer of HOACGA, please use the "Contact Us" page on our website HOACGA.com.

POSTMASTER


Direct any problems to

Distribution Manager:

Gary Sullivan

671 Ridge Road

Wethersfield, CT 06109



Members: Please check your "Address Label". The numbers after your last name separated by a dash (-) is the date (month and year) for your membership or newsletter renewal.

